



Connect the world, Connect the future.

#8103.TT

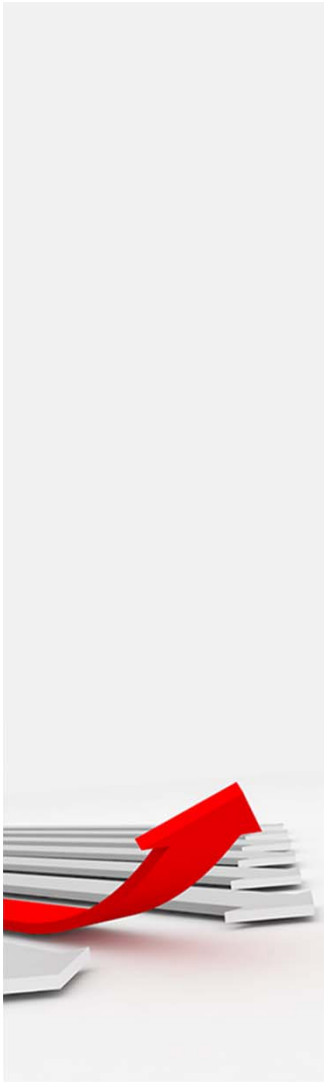
Safe Harbor Notice



- The information contained in this presentation, including all forward-looking statements, is subject to significant risks and uncertainties and actual results may differ materially and may change without notice, whether as a result of new information, future events or otherwise, and CVILUX CORPORATION (the “Company”) undertakes no obligation to update or revise the information contained in this presentation.
- Investors are cautioned not to place undue reliance on these forward-looking statements, which are made as of the date of this presentation, and Company assume no obligation to update or revise any forward-looking statements.

Agenda

- ◆ 2023 1Q Results
- ◆ Business Outlook
- ◆ ESG Realization
- ◆ Q &A



2023 Q1 Income Statement



(NTD in thousand)

	2022 Q1	2023 Q1	YOY
營業收入 Net Sales	999,125	668,187	-33%
營業成本 Cost Of Goods Sold	717,305	443,165	-38%
營業毛利 Gross Profit	281,820	225,022	-25%
毛利率 %	28%	33%	
營業費用 Operating Expenses	176,713	169,087	-4%
費用率 %	18%	25%	
營業利益 Operating Profit	105,107	55,935	-47%
營益率 %	10%	8%	
業外收支 Total Non-Op. Inc & Exp.	23,156	(8,932)	
所得稅 Income Tax Expenses	43,069	19,225	-55%
稅後淨利 Net Profit	85,194	27,778	-67%
每股盈餘 Earnings Per Share	1.09	0.36	-67%

Revenue

(NTD in thousand)



	2023	2022	2021	2020	2019
1	212,699	405,443	343,719	171,928	274,373
2	175,124	255,636	219,154	139,131	140,418
3	280,395	338,047	323,922	284,889	269,921
1Q	668,188	999,126	886,795	595,948	684,712
4	259,623	366,605	331,236	325,354	279,893
5		360,176	324,244	293,544	282,381
6		333,363	345,985	247,737	275,885
2Q		1,060,144	1,001,465	866,635	838,159
7		328,303	403,536	290,488	271,788
8		294,269	389,104	255,858	280,230
9		295,300	370,179	279,707	273,956
3Q		917,872	1,162,819	826,053	825,974
10		264,413	345,954	256,140	251,099
11		226,314	382,865	289,059	279,995
12		259,146	379,455	300,863	253,423
Q4			1,108,274	846,062	784,517
合計	927,811	3,467,869	4,159,353	3,134,698	3,133,362

2023 Q1 Products Mix

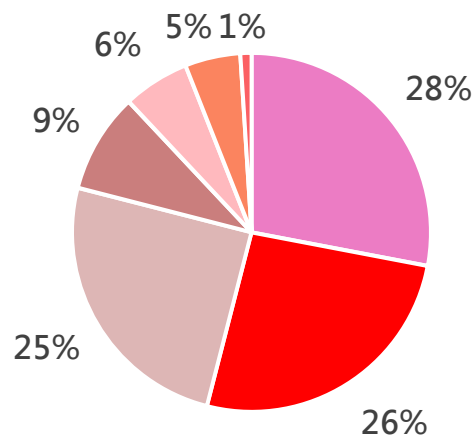
(quarterly)



	2022 Q1	2023 Q1	YOY
Server & Communication	23%	28%	-18%
Note Book	32%	27%	-45%
Industrial Application	22%	21%	-38%
Devices & Consumer	10%	9%	-36%
Electro-optical	10%	7%	-42%
Automotive	2%	5%	+97%
AIOT	1%	3%	+61%

2022 Products Mix

(YoY)



- Note Book
- Industrial Application
- Electro-optical
- AiOT
- Server & Communication
- Devices & Consumer
- Automotive

	2021 Jan-Dec	2022 Jan-Dec	YOY
Note Book	30%	28%	-15%
Server & Communication	24%	26%	-5%
Industrial Application	22%	25%	+1%
Devices & Consumer	9%	9%	-12%
Electro-Optical Industry	8%	6%	-22%
Automotive	3%	5%	+51%
AiOT	2%	1%	-27%

2022 Products Mix

(quarterly)



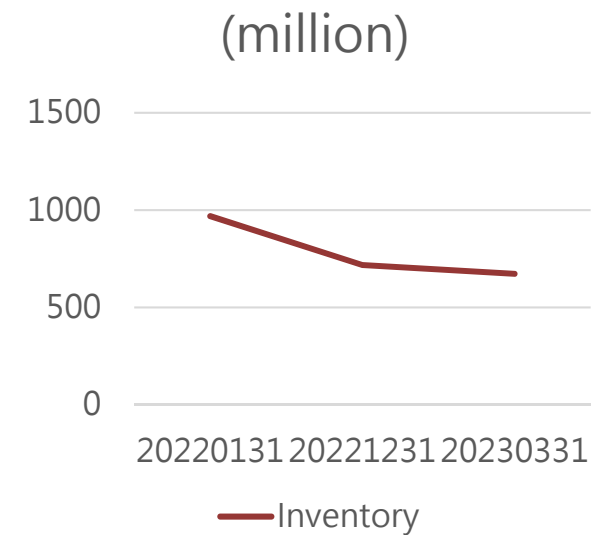
	Q1	Q2	Q3	Q4
Industrial Application	21%	29%	28%	25%
Server & Communication	23%	24%	27%	30%
Note Book	32%	26%	26%	27%
Devices & Consumer	10%	9%	8%	7%
Electro-optical	10%	5%	4%	5%
Automotive	2%	5%	5%	5%
AIOT	1%	2%	1%	1%

Inventory Management



	Inventory
2023/03/31	673million
2022/12/31	718million
2022/01/31	969million

- stock≈50%
- semi-finished product≈20%
- raw material ≈20%
- work-in-process≈10%



ESG Realization

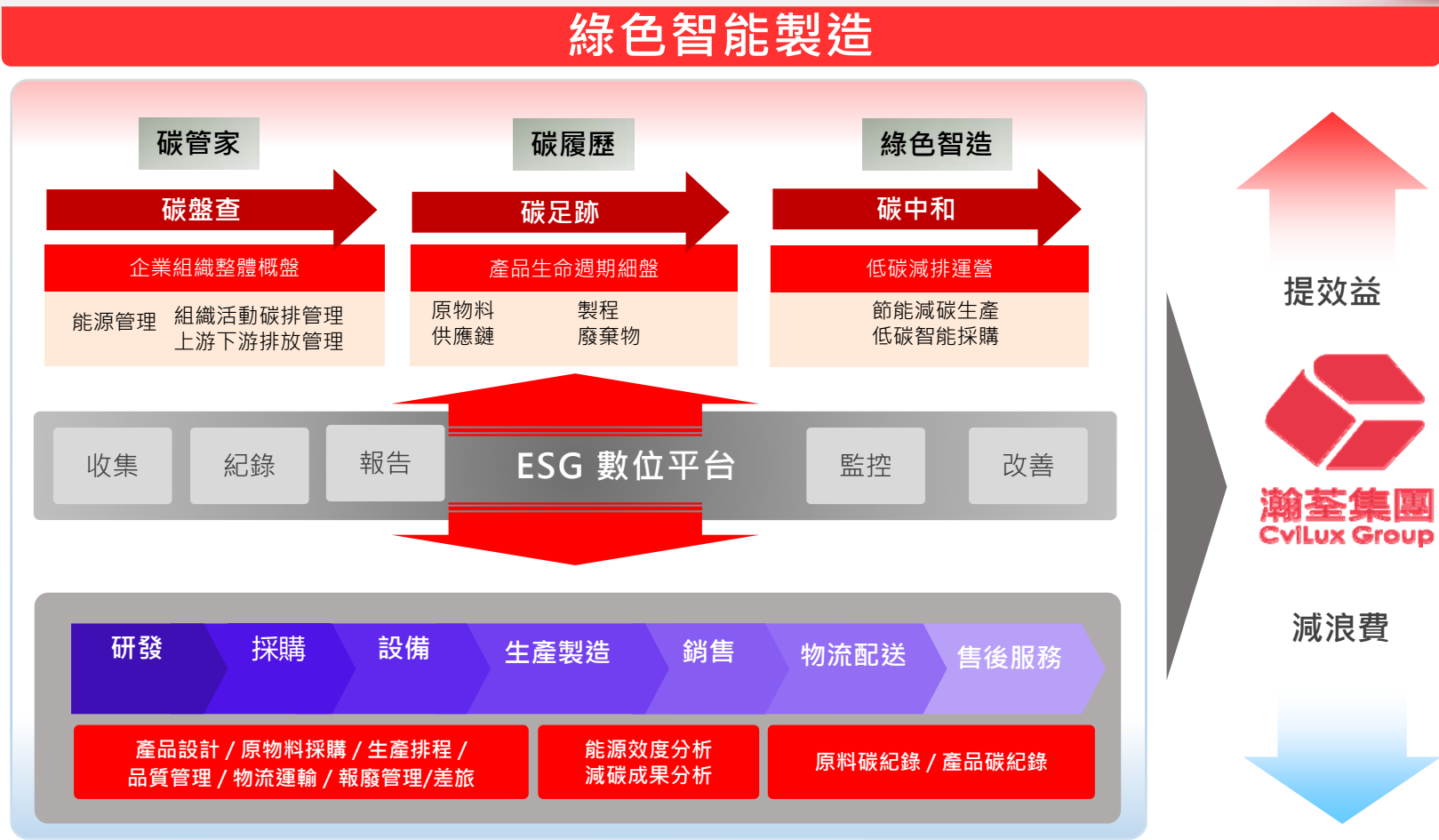


- 2003 • Earned SONY's Green Partner certification
- 2005 • Obtained **ISO 14001** Environmental Management Systems
- 2005 • Earned Canon's Green Partner certification
- 2007 • SONY verified our Suzhou Factory as their Green Partner
- 2008 • Earned Pegatron's Green Partner certification
- 2008 • Promote non-halogenated products, reduce the use of halogen barriers in response to green product design
- 2010 • Carrying out ISO 14067's Carbon Footprint Verification
- 2011 • **Reached QC 080000** Hazardous Substance Process Management System Requirements
- 2012 • Verified by **ISO 14064** Greenhouse gases inventory
- 2012 • Cvilux Chongqing(CQC) reached **ISO 14001 and QC 080000 requirements**
- 2013 • Suzhou Factory verified by **ISO 14064** Greenhouse gases inventory
- 2020 • Earned Swisscom's Sustainable development Program (**SDP**) **Award-Grade Silver**
- 2021 • **Self-composed ESG Report accomplished**
• Complete Greenhouse gases inventory
- 2022 • **CviLux Lao Reached QC 080000** Hazardous Substance Process Management System Requirements

From AI manufacturing to Green manufacturing



驅動綠色智能制造
ESG目標
提升員工效率 & 客戶滿意度





Q&A Connect the world, Connect the future.