



Earnings Presentation

Earnings Announcement: May 27, 2026



Safe Harbor Notice

- Statements regarding CviLux's current expectations are forward-looking statements subject to significant risks and uncertainties; actual results may differ materially from those contained in these statements.
- Information regarding factors that could cause actual results to vary can be found in CviLux's annual or quarterly reports submitted to the Taiwan Stock Exchange (TWSE).
- Unless required by law, we undertake no obligation to update any forward-looking statements due to new information or future events.
- Figures in this report are prepared in accordance with International Financial Reporting Standards (IFRS).

01 Business Units/Operations & Manufacturing

02 Financial Highlights

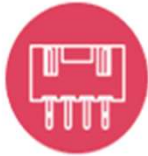
03 Revenue Mix by Product

04 AI Product Evolution & Roadmap

05 Q & A

Agenda

Business Units



連接器事業群

Connectors
Business Unit



70%



線纜組件事業群

Cable & Harness
Business Unit



25~
30%



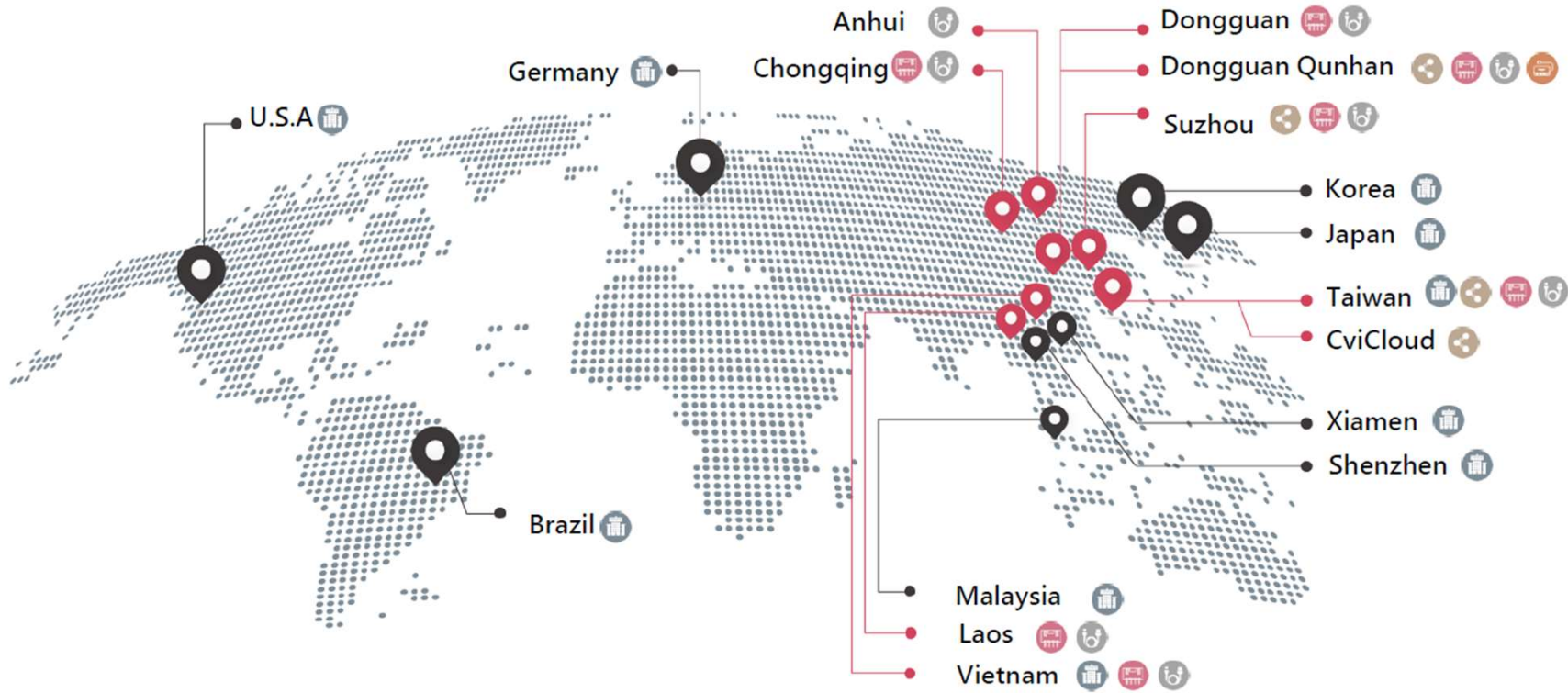
電子配件事業群

Accessories
Business Unit



>5%

Operations & Manufacturing




 R&D Investment Company

CviCloud - Wireless Connectivity Solutions
 Recon - Smart Healthcare Solutions
 Qunhan - Variable Frequency Motor Solutions

 Sales Channel

 Production Base








 Connector Production

 Cable & Harness Production

 Accessories Production

Capacity Expansion & Resource Reallocation



	Operations headquarters	CviLux Corporation (Taipei)	150	Automatic assembly machine Software Center
	South China Factory No. 1	CviLux Electronics (Dongguan) Co., Ltd. (Dongguan)	700	Power Connector · Harness · FFC · Wireless · Module / Sensor
	South China Plant No. 2	Dongguan Qunhan Electronics Co., Ltd. (Dongguan)	300	Lightning / Type C · I/O connector Insert molding
	East China Factory	CviLux Technology (Suzhou) Co., Ltd. (Suzhou)	350	Fine Pitch Connector FFC / FFC LVDS
	West China Factory	CviLux Technology (Chongqing) Corporation (Chongqing)	350	FFC / FFC LVDS
	Laos factory	CviLux Lao Factory (Laos)	250	Wire Drawing Type C cable
	Vietnam factory	CviLux Vietnam Company Litmited (Vietnam)	10	Wire to Board connector I/O connector
	Thailand factory Malaysia factory			Planning

2026 Q1 Income Statement

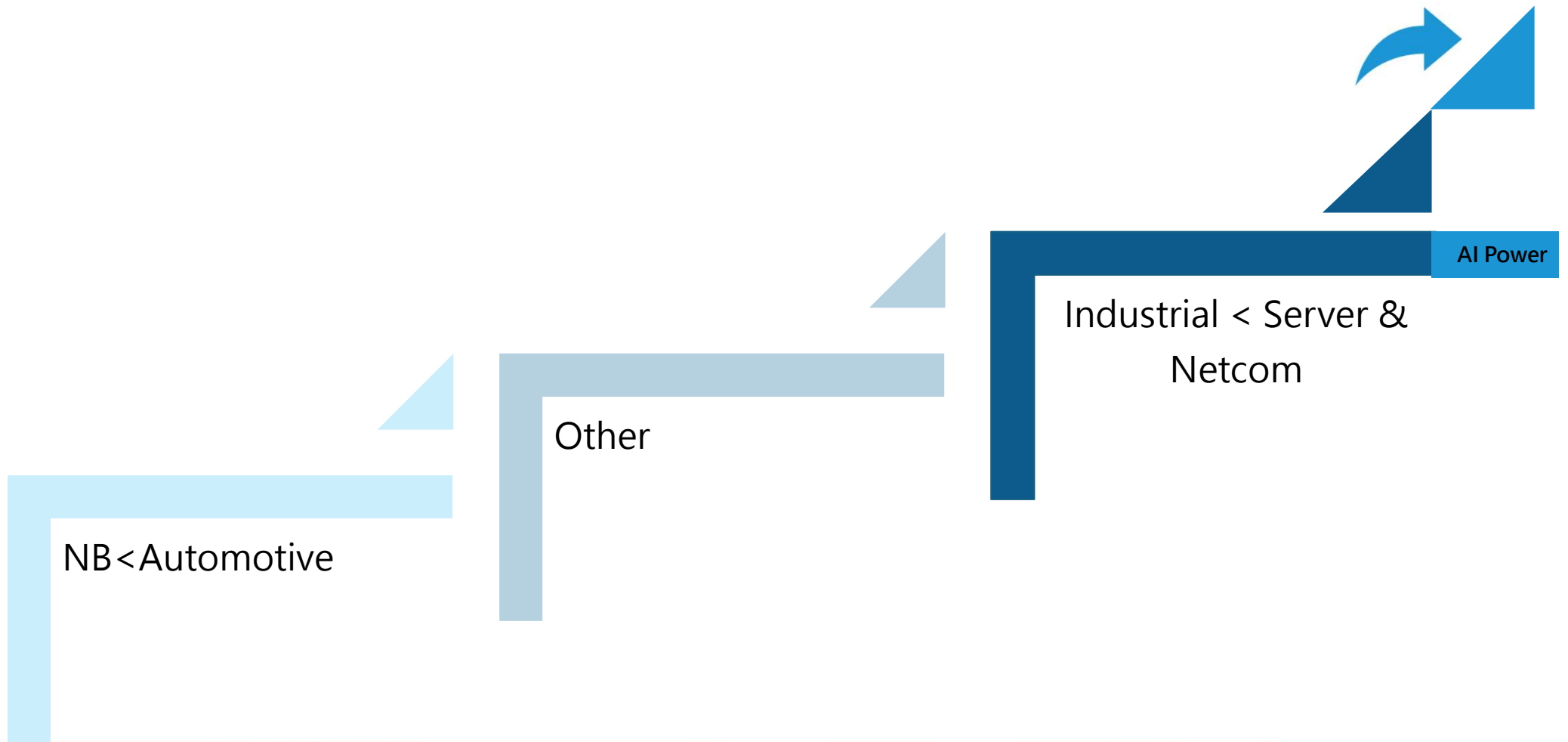
(Thousand/ NTD)

	2024 Q1	2025 Q1	2026 Q1	YOY
營業收入 Net Sales	673,011	738,227	910,083	23%
營業成本 Cost Of Goods Sold	459,860	486,150	564,532	16%
營業毛利 Gross Profit	213,151	252,077	345,551	37%
毛利率%	32%	34%	38%	
營業費用 Operating Expenses	170,894	185,513	215,981	16%
費用率%	26%	25%	24%	
營業淨利 Operating Income	42,257	66,564	129,570	95%
營益率%	6%	9%	14%	
業外收支 Total Non-Op. Inc&Exp.	78,560	24,943	(10,738)	
稅前淨利 Earnings Before Tax	120,817	91,507	118,832	30%
所得稅 Income Tax Expense	37,565	23,956	28,319	稅率24%
稅後淨利 Net Income	83,252	67,551	90,513	34%
每股盈餘 Earnings Per Share	1.05	0.73	1.17	60%

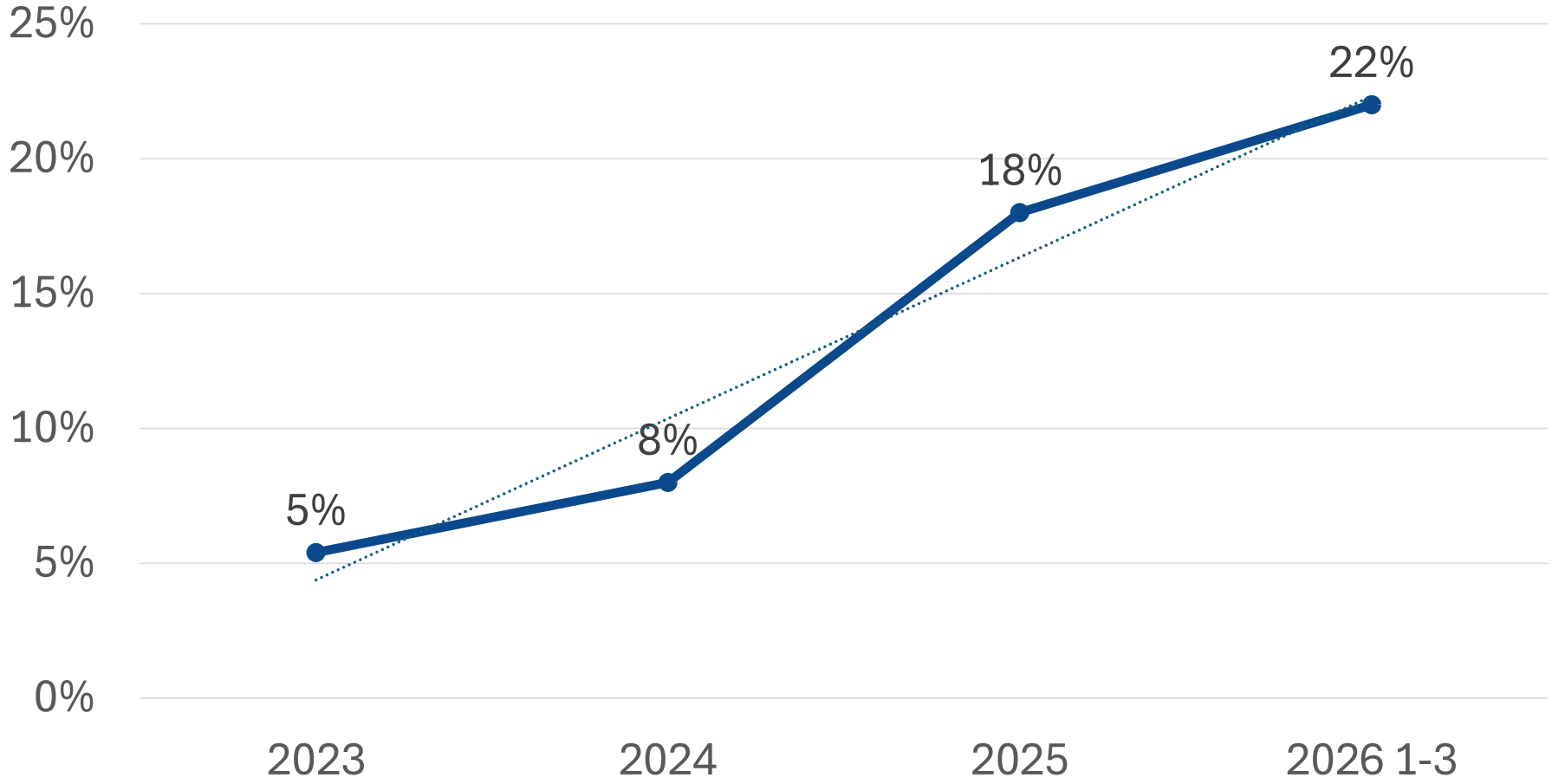
Revenue Mix by Product

	25年 Q1	26年 Q1	YOY
Server & Communication (AI Power)	34% (20%)	44% (22%)	+54% (+32%)
Note Book	24%	22%	+10%
Industrial Application	17%	16%	+18%
Others	20%	15%	-10%
Automative	4%	3%	+5%

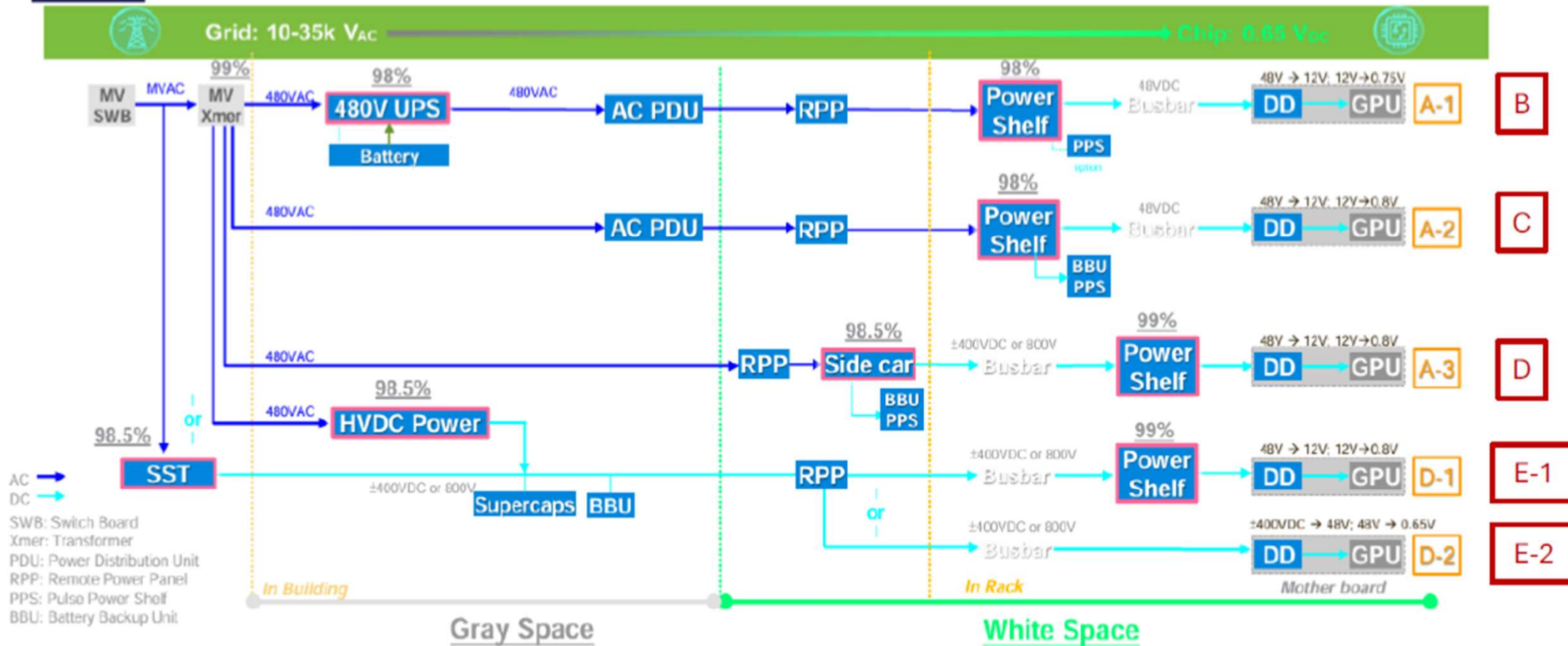
Margin Profile by Product Segment



AI Application Revenue Growth



Benefiting from Structural Shifts in Power



• 1~1.5% higher efficiency @ full load

• DC Bus provide RE/ESS integration capability
• Grid function support

• HVDC bus voltages for scalability

Source:Nomura



Q & A.

For more information, please
visit www.cvilux-group.com