



# Earnings Presentation

December 12, 2025



# Disclaimer

---

- **Statements regarding CviLux's current expectations are forward-looking statements subject to significant risks and uncertainties; actual results may differ materially from those contained in these statements.**
- **Information regarding factors that could cause actual results to vary can be found in CviLux's annual or quarterly reports submitted to the Taiwan Stock Exchange (TWSE).**
- **Unless required by law, we undertake no obligation to update any forward-looking statements due to new information or future events.**
- **Figures in this report are prepared in accordance with International Financial Reporting Standards (IFRS).**

**01 BU and production line layout**

**02 Product Mix & Financial Figures**


**03 Structural Changes in Product Mix**

**04 Operational Outlook**

**05 Q & A**

# Subject

# Business Units Structure



## 連接器事業群

Connectors  
Business Unit




70%



## 線纜組件事業群

Cable & Harness  
Business Unit



25~  
30%



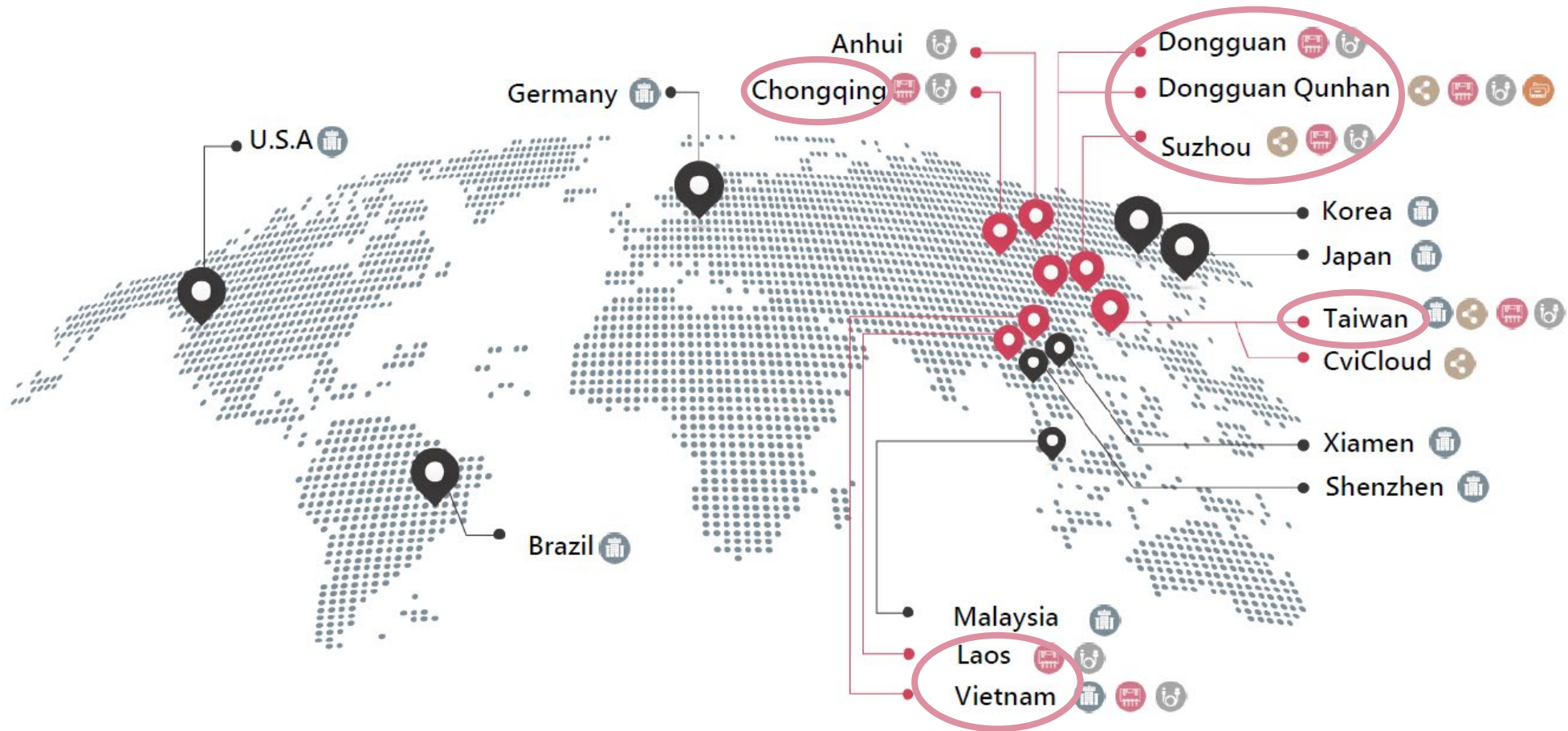
## 電子配件事業群

Accessories  
Business Unit



>5%

# Global Operational & Production Bases



R&D Investment Company



Sales Channel

CviCloud - Wireless Connectivity Solutions  
Recon - Smart Healthcare Solutions  
Qunhan - Variable Frequency Motor Solutions

■ Production Base



Connector  
Production



Cable & Harness  
Production



Accessories  
Production



# The production line is lean

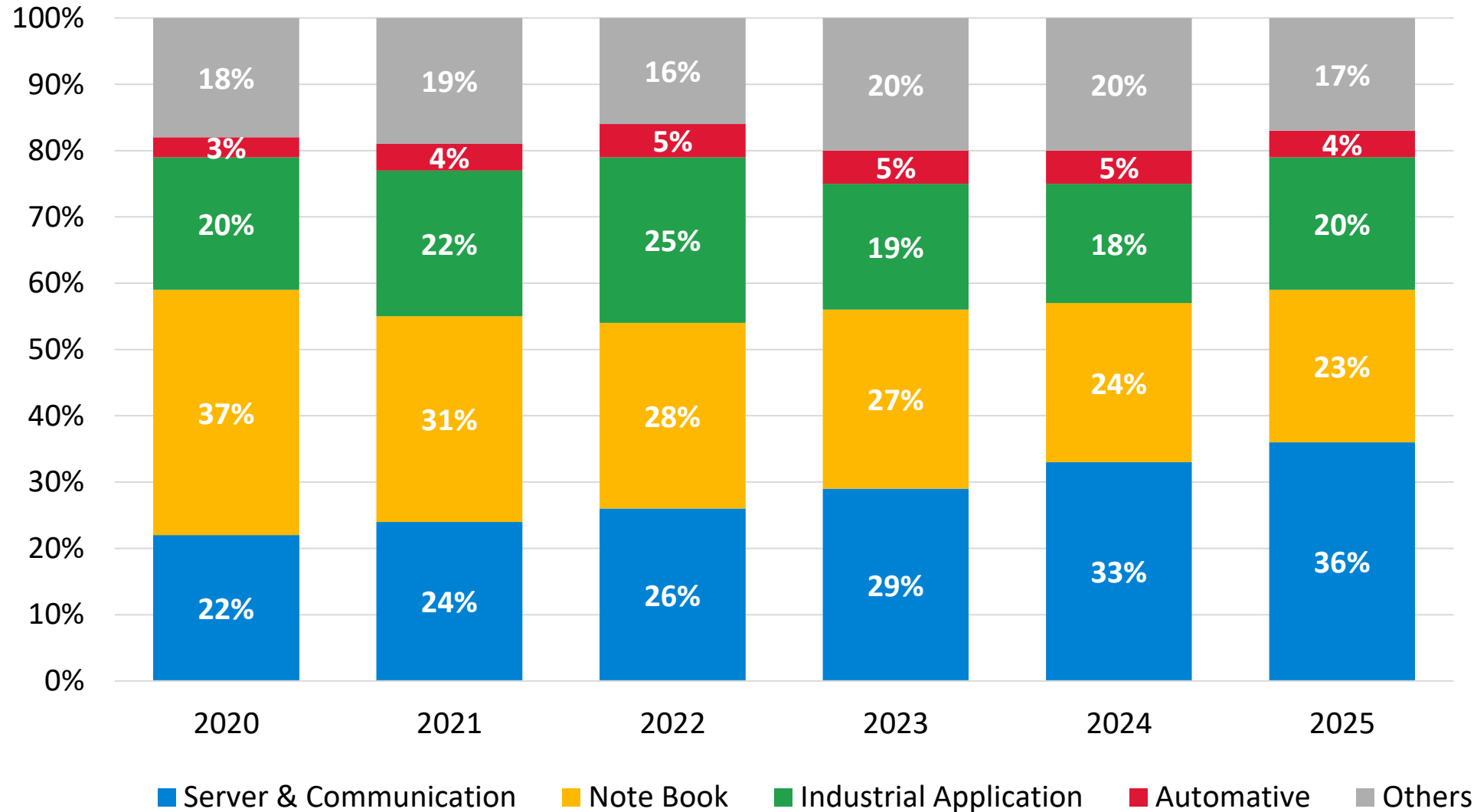


	Operations headquarters	CviLux Corporation (Taipei)	160	Automatic assembly machine Software Center
	South China Factory No. 1	CviLux Electronics (Dongguan) Co., Ltd. (Dongguan)	580	
	South China Plant No. 2	Dongguan Qunhan Electronics Co., Ltd. (Dongguan)	170	
	East China Factory	CviLux Technology (Suzhou) Co., Ltd. (Suzhou)	350	Fine Pitch Connector FFC / FFC LVDS
	West China Factory	CviLux Technology (Chongqing) Corporation (Chongqing)	320	FFC / FFC LVDS
	Laos factory	CviLux Lao Factory (Laos)	280	Wire Drawing Type C cable
	Vietnam factory	CviLux Vietnam Company Litmited (Vietnam)	6	Wire to Board connector I/O connector
	Thailand factory		Planning	

## Sales by Application (Jan-Nov 2025)

	2025 1-11	2024 1-11	YOY
Server & Networking	36%	33%	+12%
Laptop industry	23%	24%	+2%
Industrial electronics	20%	18%	+15%
Automotive electronics	4%	5%	-13%
Other (Optoelectronics, consumer electronics, electronic accessories,IOT)	17%	19%	-9%

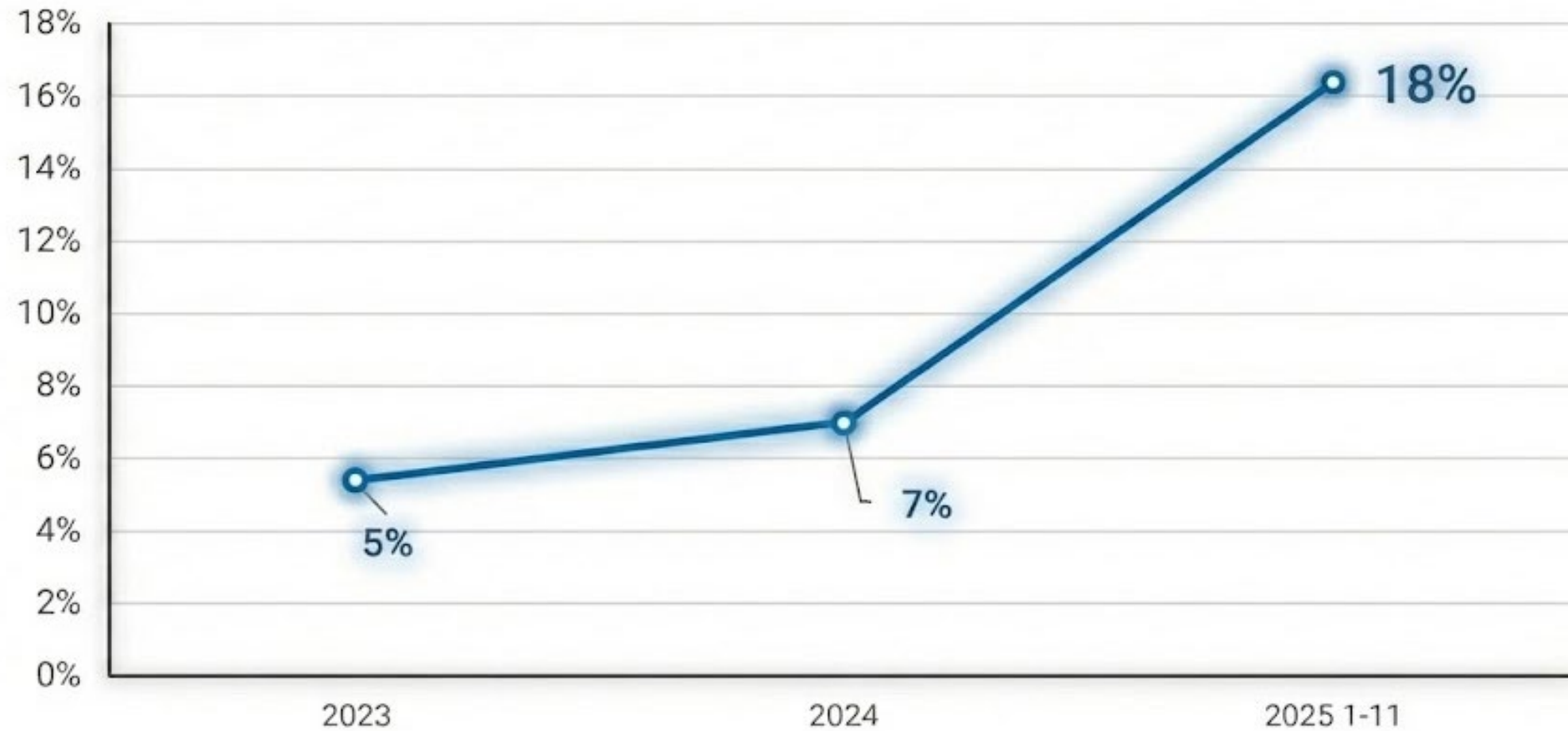
# Change in product mix proportion (yearly)





Q3 Income Statement						(thousand NTD)
	2025 Q3	2024 Q3	YOY	2025 1-9月	2024 1-9	YOY
營業收入 Net Sales	874,443	883,187	-1%	2,463,503	2,358,853	4%
營業成本 Cost Of Goods Sold	539,113	557,861	-3%	1,557,231	1,509,149	3%
營業毛利 Gross Profit	335,330	325,326	3%	906,272	849,704	7%
毛利率%	38%	37%		37%	36%	
營業費用 Operating Expenses	195,608	184,311	6%	559,831	542,211	3%
費用率%	22%	21%		23%	23%	
營業淨利 Operating Income	139,722	141,015	-1%	346,441	307,493	13%
營益率%	16%	16%		14%	13%	
業外收支 Total Non-Op. Inc&Exp.	19,380	(63,034)	-131%	(4,925)	63,992	-108%
稅前淨利 Earnings Before Tax	159,102	77,981	104%	341,516	371,485	-8%
所得稅 Income Tax Expense	28%	29%		35%	32%	
稅後淨利 Net Income	115,300	55,073	109%	221,805	252,270	-12%
每股盈餘 Earnings Per Share	1.35	0.62	118%	2.47	3.03	-18%

## AI% Adoption Rate



## Business and operation prospects

- 1. Product transformation: power industry trends catalyze demand, Keep up with customer project development.**
- 2. Lean production line: global seven to five, China five to three.**
- 3. Balance sheet management (capital/asset-light): Capital expenditure (expansion of new plant), M&A investment, shareholder feedback.**
- 4. Stable dividends + tiered dividend distribution.**



## Q & A.

For more information, please  
visit [www.cvilux-group.com](http://www.cvilux-group.com)



# Thank You.

For more information, please  
visit [www.cvilux-group.com](http://www.cvilux-group.com)